

Why Native Landscapes are Important

By the authors of
*A Step-by-Step Guide
to a Florida Native Yard*

Ginny Stibolt &
Marjorie Shropshire



*An all native landscape can look attractive
and create habitat in any neighborhood.*

Why Native Landscapes are Important

By the authors of
*A Step-by-Step Guide
to a Florida Native Yard*

Ginny Stibolt &
Marjorie Shropshire

To download a powerpoint presentation,

<https://fnps.org/assets/pdf/pubs/WhyNativeLandscapes2018.pptx>

**A typical landscape.
Plants are replaced 3-
4 times a year. It is:**

- Expensive for labor and plants
- High maintenance if kept looking good
- Harmful to the soil



Using long-lived native plants instead of annuals in full bloom is less expensive and better for the planet.

www.StepByStepNatives.com

Most garden center plants are:


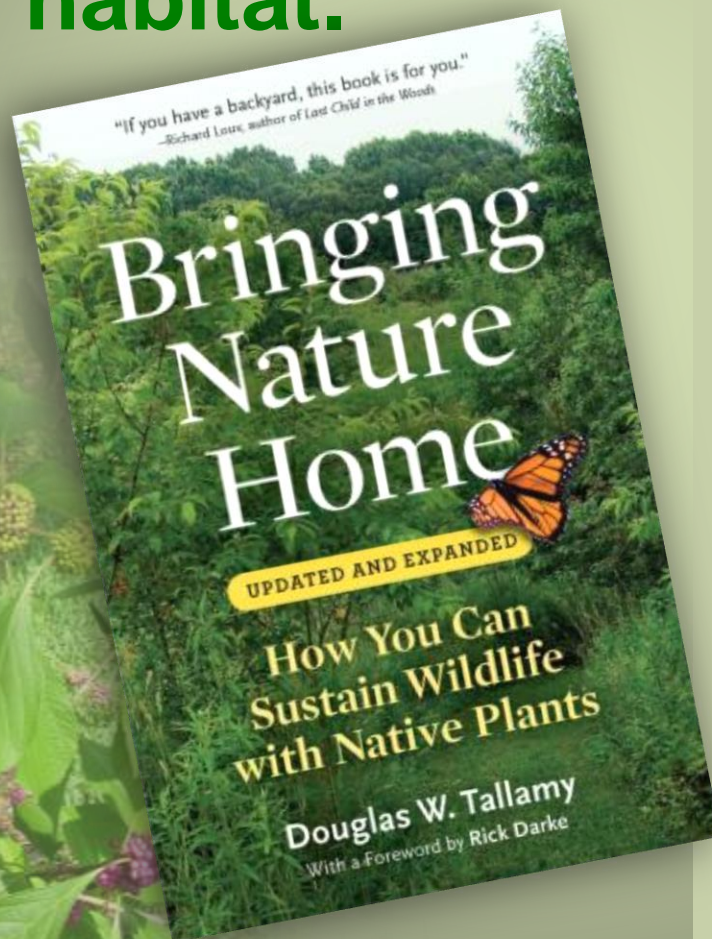
- At the ends of their life cycles
- High maintenance
- Often treated with poisons that kill pollinators



Good for the store, but not for consumers or the environment.



Doug Tallamy's research shows that even small native landscapes provide habitat.



As an entomologist, he says, “Plants need to do more than to just be pretty. They should play a role in your yard’s ecosystem.”

**There are so many beautiful,
earth-friendly alternatives to
lawns and seasonal plantings.**



Using long-lived, native plants and avoiding landscape-wide poisons is sustainable and saves money.



**A cool native landscape
in Jacksonville, Florida:
literally 2° cooler.**



No pesticides! So THIS happens...



REAL butterfly gardeners cheer when caterpillars eat their plants.

Zebra longwing larvae feed on passionvine.

It's Florida's state butterfly.



A bit of patience is needed

This beautyberry shrub will be beautiful in the landscape because small, dormant plants have a much better chance of success.



Planting natives
is a long-term
investment—not an
instant landscape.

Buy from native nurseries

Sometimes growers offer plants at their peak, but other times look for fact sheets or educational signs for plant details.

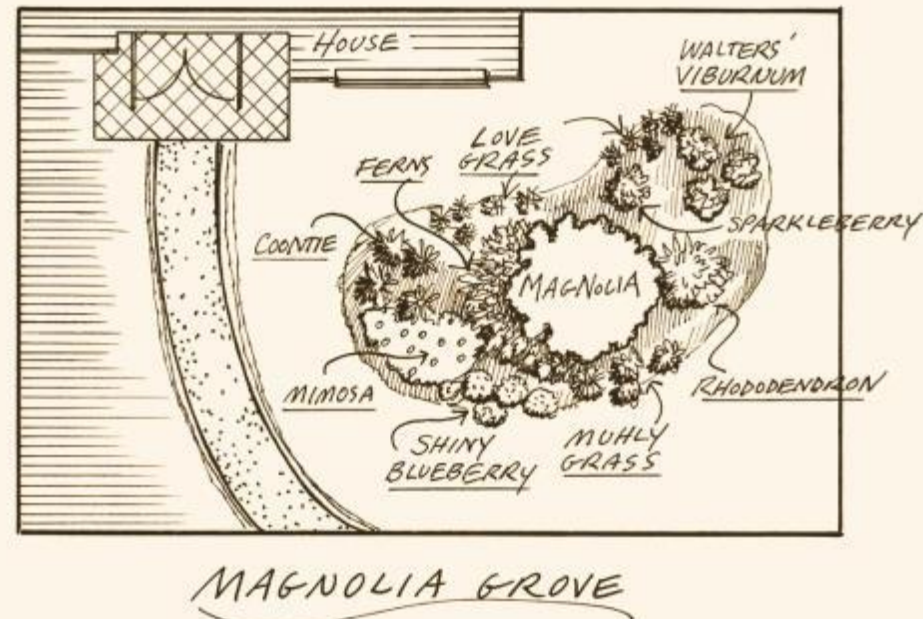


Find native nurseries by visiting:

www.PlantRealFlorida.com

Underneath trees is a perfect place to reduce lawn and add natives.

This reduces maintenance and increases habitat.



Reduce the use of power tools.

Install native shrubs in hedgerows where they are allowed to take their own shapes.



The variety of shrubs:

- Makes them more resilient against disease
- Provides more interest and better habitat



Convert lawn areas to Freedom Lawns.

They are free from: poisons, fertilizer, over-seeding, and over-irrigation.



Freedom Lawns host a wide variety of plants that can be mowed.

Kid-safe & pet-safe 100% of the time.



We can all be good stewards of the land.



How to get started with natives:

To create a list of recommended natives by county, visit:

www.fnps.org/plants

In Florida, find natives and/or native nurseries:

www.PlantRealFlorida.org



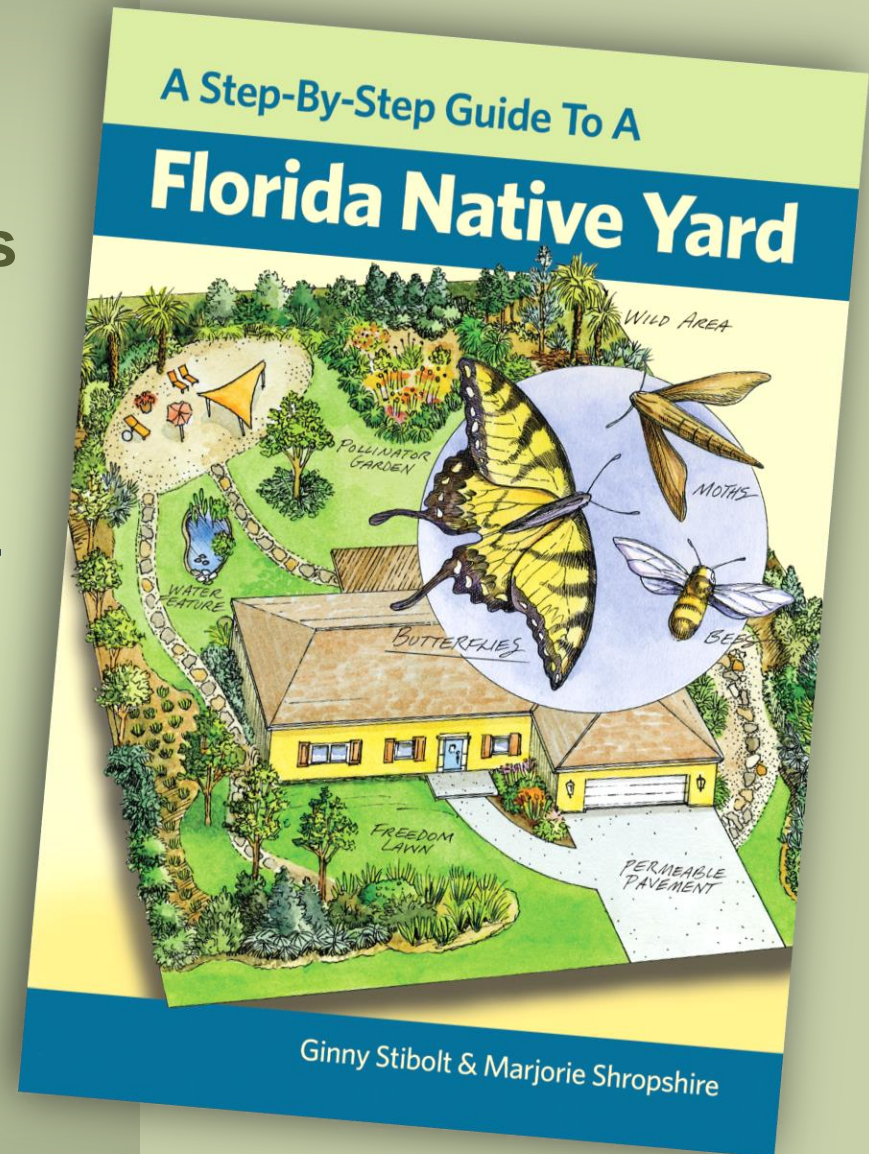
We can all make a difference!

Plus, when we replace exotics with natives we'll have authentic Florida landscapes and we'll save \$\$:

www.StepByStepNatives.com

20% of the royalties for this book will be donated to the Florida Native Plant Society:

www.FNPS.org



Planning to make a presentation?

Download a MS Powerpoint version of this file from

<https://fnps.org/assets/pdf/pubs/WhyNativeLandscapes2018.pptx>